

## Step 1

Go to the Sun Oaks homepage (www.sunoaks.com) and click the "Log In" button at the top of the



## Step 2

### Login

**Member Login**

Username

password


[Forgot Password/Create Logins? Click Here.](#)

The "Log In" button will take you to a login screen. If you are a member of Sun Oaks Tennis and Fitness, then you can access your member login by clicking on the blue link labeled "[Forgot Password/Create Logins? Click Here.](#)"

### Step 3



#### Forgot your username/password?

 Please enter the email address that is on your account.

Email Address:



Submit

In order to receive your member username and password, you must enter in the email that matches the email address we have on file. If you do not remember the email address we have on file, you can find out by calling our membership department.

### Step 4



#### Forgot your username/password?

 Your password has been reset and your login information has been sent to   
[Click here](#) to login.

After entering in your email address, your username and password will be sent to that email. Once you receive your username and password, you can login to your account online.

### Step 5

## Login

**Member Login**

Username


password

[Forgot Password/Create Logins? Click Here.](#)

Enter in the Username and Password sent to your email here.

Then click "Login"


## Step 6

 Welcome:

---

**Home**

---

 **Account Summary**

**Personal Information** [Update](#)

Site: Sun Oaks Tennis & Fitness

Once you log in, you will see a summary of your account. Click the home button icon in the upper left hand corner in order to see the main menu.


## Step 7



Welcome:  | [Sign Out](#)



Account Information



You have reached the main menu. Click the Account Information box in order to see all the menu options.

## Step 8



Welcome:  | [Sign Out](#)



Account Information

Showing 1-7 of 7 X

**Account Information**

 Check-in Report	 Contact Information	 Drink Card Usage	 Member Information
 Statements	 Update Auto Pay	 Change Password User and Password	

Click any of the icons to explore Sun Oaks Online Services. In order to change your Username and Password click on "User and Password."

Update your auto pay information, check your statement, view your visits, and more with Sun Oaks Online Services.